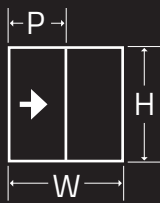

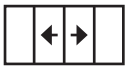

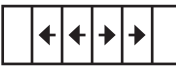


Configuration Limitations for Very High Windzone

SLIDER & STACKER DOORS

KEY HEIGHT = H WIDTH = W PANEL = P			 SLIDER	 BI-PARTING SLIDER	 STACKER	 BI-PARTING STACKER
residential PACIFIC suite INTERNAL SLIDING	H W P	2400mm 2400mm 1200mm	2400mm 4800mm 1200mm	2400mm 3600mm 1200mm	2400mm 7200mm 1200mm	
residential PACIFIC suite OUTSIDE SLIDING	H W P	2600mm 2400mm 1200mm	2600mm 4800mm 1200mm	2600mm 3600mm 1200mm	2600mm 7200mm 1200mm	
architectural PACIFIC suite OUTSIDE SLIDING	H W P	2600mm 2400mm 1200mm	2600mm 4800mm 1200mm	2600mm 3600mm 1200mm	2600mm 7200mm 1200mm	
thermal PACIFIC suite OUTSIDE SLIDING	H W P	2400mm 2400mm 1200mm	2400mm 4800mm 1200mm	2400mm 3600mm 1200mm	2400mm 7200mm 1200mm	
smartfit <small>WINDOW TECHNOLOGY</small> INTERNAL SLIDING	H W P	2400mm 2400mm 1200mm	2400mm 4800mm 1200mm	2400mm 3600mm 1200mm	2400mm 7200mm 1200mm	
high performance ATLANTIC suite OUTSIDE SLIDING	H W P	3200mm 3000mm 1500mm	3200mm 6000mm 1500mm	3200mm 4500mm 1500mm	3200mm 9000mm 1500mm	

NOTE: The Atlantic High Performance Suite caters for an unlimited number of panels. Restricted only by what is deemed practical for application. The Pacific Residential Suite also has a triple stacker version available which allows a maximum width of 9600mm across eight panels.