



Powered by



A WARMER, QUIETER,  
DRIER AND **HEALTHIER HOME**

Double Glazing for your existing windows and doors

Call **0800 35 35 38** or visit [dualglaze.co.nz](http://dualglaze.co.nz)




# dual GLAZE™ DOUBLE GLAZING FOR YOUR EXISTING WINDOWS AND DOORS

Launched in 2009, the **dual GLAZE™** double glazing network was the first national network of qualified aluminium joiners to both enter and lead the residential glass replacement market. For over 10 years they have been making New Zealand homes healthier, warmer and drier all year around.

#### Key points of difference:

- We are professional aluminium joiners and know windows & doors. We can help you find the best solution for your home
- We fabricate insert windows and doors specifically for timber frame homes
- We fabricate the sashes for your replacement windows
- We fabricate the doors for your replacement moving panels - where glass-only is not a viable option



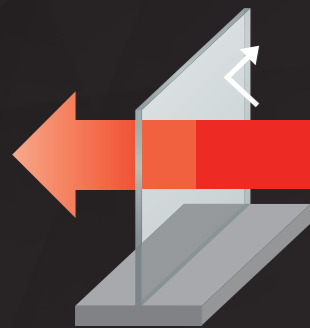
## WHAT IS dual GLAZE™

**dual GLAZE™** double glazing replaces the old single glazed glass from your home with new double glazed glass.

### WHAT IS **DOUBLE GLAZING** AND HOW DOES IT WORK?

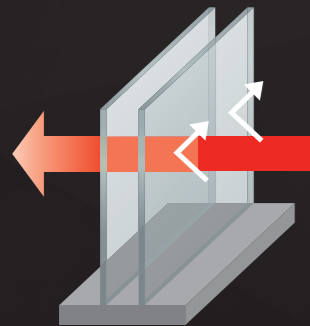
Double glazing works by trapping air between two panes of glass in an IGU (Insulated Glass Unit). This trapped air creates an insulating barrier which provides six key functions:

1. Helps reduce moisture and condensation on your windows. The insulation barrier keeps the inside glass surface warmer and so reduces the incidence of condensation forming.
2. Health benefits by helping to reduce incidence of black mould
3. Heat retention because the barrier insulates the room
4. Noise reduction
5. Solar heat reduction - cool (for Summer)
6. Safety & security



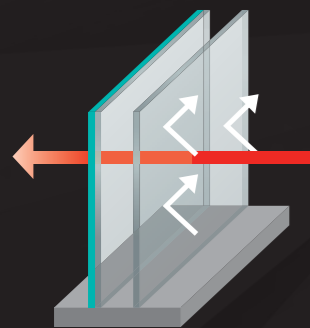
### SINGLE GLASS

A single pane of glass provides very poor insulation because glass is a good conductor of heat. Much of the heat in your room literally goes out the window.



### DOUBLE GLAZING

Install double glazing and you have a layer of air trapped between two panes of glass. Because air is a poor conductor of heat, much less heat is lost through the window.



### DOUBLE GLAZING - LOW E COATING

If the inside of one pane has a Low E coating, even less heat is lost, because the coating reflects heat back into the room.

## DOUBLE GLAZED GLASS COMES WITH MULTIPLE OPTIONS

Your **dual GLAZE™** consultant can guide you to the right glass for your individual needs.

- Thickness of the double glazed unit. Glass pane thickness and width of spacer
- Seal and spacer type
- Low E coating
- Argon gas filled cavity
- Tinted glass
- Obscured glass options for privacy areas

The current make up of your specific windows & doors, for example the material (aluminium or timber) and level of wear, will determine which specific service you require from the team.

#### There are a few options to consider;

- Replace the glass only, Replace the glass and opening panels or Replace the glass, panels and frames.
- Or if completing a renovation you could consider changing the type of opening, replace an existing window with a door.
- Your **dual GLAZE™** consultant can do it all and will guide you through this process.

For more detailed information, visit our website [dualglaze.co.nz](http://dualglaze.co.nz) or contact one of our helpful team today on **0800 35 35 38** or [dualglaze.co.nz/contact](http://dualglaze.co.nz/contact)



## CONDENSATION

### DO YOU HAVE UNSIGHTLY MOISTURE AND CONDENSATION FORMING ON THE INSIDE OF YOUR WINDOWS?

**dual GLAZE™** double glazing saves you a lot of time previously spent mopping up wet windows.

Condensating windows, if not wiped down often can be a serious problem and lead to mould that is unhealthy and in some cases, can also damage paint surfaces and rot timber window frames. **dual GLAZE™** reduces the risk of condensation forming on the window resulting in drier windows with less mould and mildew.





## ASTHMA

DO YOU HAVE SOMEONE AT HOME **AFFECTED BY ASTHMA?**

**dual GLAZE™** double glazing helps create a healthier environment for people prone to conditions like asthma.

Dampness and mould is a real problem in many New Zealand homes and the latest studies done by the Asthma Foundation show that 1 in every 6 Kiwis live with asthma. In 2006 the estimated rate for children was 1 in every 4 kiwi kids suffering. That's 700,000 people suffering due to this illness. Respiratory disease is also the third leading cause of death in New Zealand.



## HEAT LOSS

DO YOU **FEEL COLD** AT NIGHT AND IN THE MORNINGS?


**dual GLAZE™** double glazing helps stop the warmth escaping.

**dual GLAZE™** double glazing can reduce the amount of heat loss by up to 80%.

Standard double glazing can reduce heat loss by over 50%. When paired with a Low E glass coating can reduce heat loss by up to 73%, and with added Argon gas you can reduce further heat loss by up to 80%.

**DOUBLE GLAZING** FOR YOUR EXISTING WINDOWS AND DOORS





## NOISE REDUCTION

### DO YOU HAVE NOISY NEIGHBOURS, OR DISTRACTING ROAD **NOISE**?

**dual GLAZE™** double glazing helps reduce the amount of outside noise that enters your home.

Single glazed windows provide very little noise protection and upgrading to double glazed windows will act as a sound buffer against outside noises such as traffic and noisy neighbours. By using a combination of special glass types the noise can be reduced by up to 50%.



## SUMMER HEAT

### DO YOU GET **TOO HOT IN SUMMER**?




**dual GLAZE™** double glazing has solutions to help reduce the amount of heat, light and UV rays that will enter your home in the summer.

Double glazing alone helps with the amount of summer heat entering (and in winter leaving) your home and there are options you can add that will improve the efficiency of your windows.

- Adding a Low-E coating helps with heat rejection in summer (and heat retention in winter) and helps reduce sun fading on your furnishings by blocking significant amounts of the UV rays.
- Adding a laminate layer to your double glazing knocks out 99% of UV rays
- Another option is tinted glass, this will also help with reducing the amount of UV entering your home, however it comes with a trade off in that it will also reduce the amount of light.

Glass choice is a balance and your Licensed **dual GLAZE™** Agent is best positioned to assist you with the right choice for your home.





## SAFETY / SECURITY

### DO YOU WORRY ABOUT YOUR HOME SECURITY?

Do you know that a single glazed window can be broken much easier than a double glazed one.

**dual GLAZE™** double glazing (two panes of glass) are much harder to break than one. And you can improve the security further still by using toughened or laminated glass.

Your home's security can be further enhanced by using **dual GLAZE™**'s extensive range of window and door hardware options including; locks, bolts and security window stays.

In some areas of your home, the use of toughened or safety glass is a code requirement which will bring your home up to the new NZ Safety Standards, improving safety and security.



**dual GLAZE™** double glazing will help lower your ever increasing power bill.



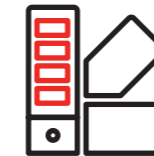
By choosing **dual GLAZE™** double glazing you are supporting your neighbours and your local community.



It's worth considering that if your glass and joinery are in need of updating, then your entrance door is too. Complete your home with a new **Stellar Doors™** entrance door from **dual GLAZE™**.



Sometimes you may want to stagger your replacement glass over time, we recommend speaking to your **dual GLAZE™** consultant to come up with a plan that suits your individual needs.



It's important to get a near perfect colour match for your retrofit windows and doors, the team at **dual GLAZE™** are experts and will guide you through this process, however an exact match is not always possible.



**dual GLAZE™** will lift your home up to today's living standard and increase its resale value at the same time. Potential house buyers are looking for efficient, well insulated homes.



**dual GLAZE™** offer a number of window & door hardware and lock options; from powder coated, to satin chrome and stainless steel. And in each there are options to suit the way you live in every room in your home.



At **dual GLAZE™** our objective is to minimise the environmental impact of our aluminium fabrication and operational activities.

Read more here: [dualglaze.co.nz/sustainability](http://dualglaze.co.nz/sustainability)



OTHER GREAT REASONS TO CONTACT YOUR LOCAL **dual GLAZE™** LICENSED AGENT:

find out more at [dualglaze.co.nz](http://dualglaze.co.nz)

## STANDARDS

- Our team at **dual GLAZE™** are all registered members of the Window & Glass Association of New Zealand ([www.wganz.org.nz](http://www.wganz.org.nz)). We are all backed by our national fabrication franchise network and backed by our franchise owner and metal supplier; Altus Window Systems ([www.altus.co.nz](http://www.altus.co.nz)).
- **dual GLAZE™** double glazing joinery and double glazed units are manufactured to the highest international standards on state-of-the-art production lines.
- **dual GLAZE™** double glazed windows and doors are tested to comply with New Zealand standards:
  - AS/NZS 4420.1:2016, windows, externally glazed
  - NZS 4218:2004 Energy efficiency - small building envelop
  - NZS 4223.3:2016 Glazing in Buildings - Human Impact safety requirements



## CONTACT US FOR INFORMATION

or to book a free consultation today and learn what difference double glazing can do to improve your home. Enjoy a warmer, drier, healthier and more comfortable home.

Call us on **0800 35 35 38** or visit [dualglaze.co.nz](http://dualglaze.co.nz)

Your Local Licensed Agent:

Powered by



**Proudly NZ  
Made & Owned**